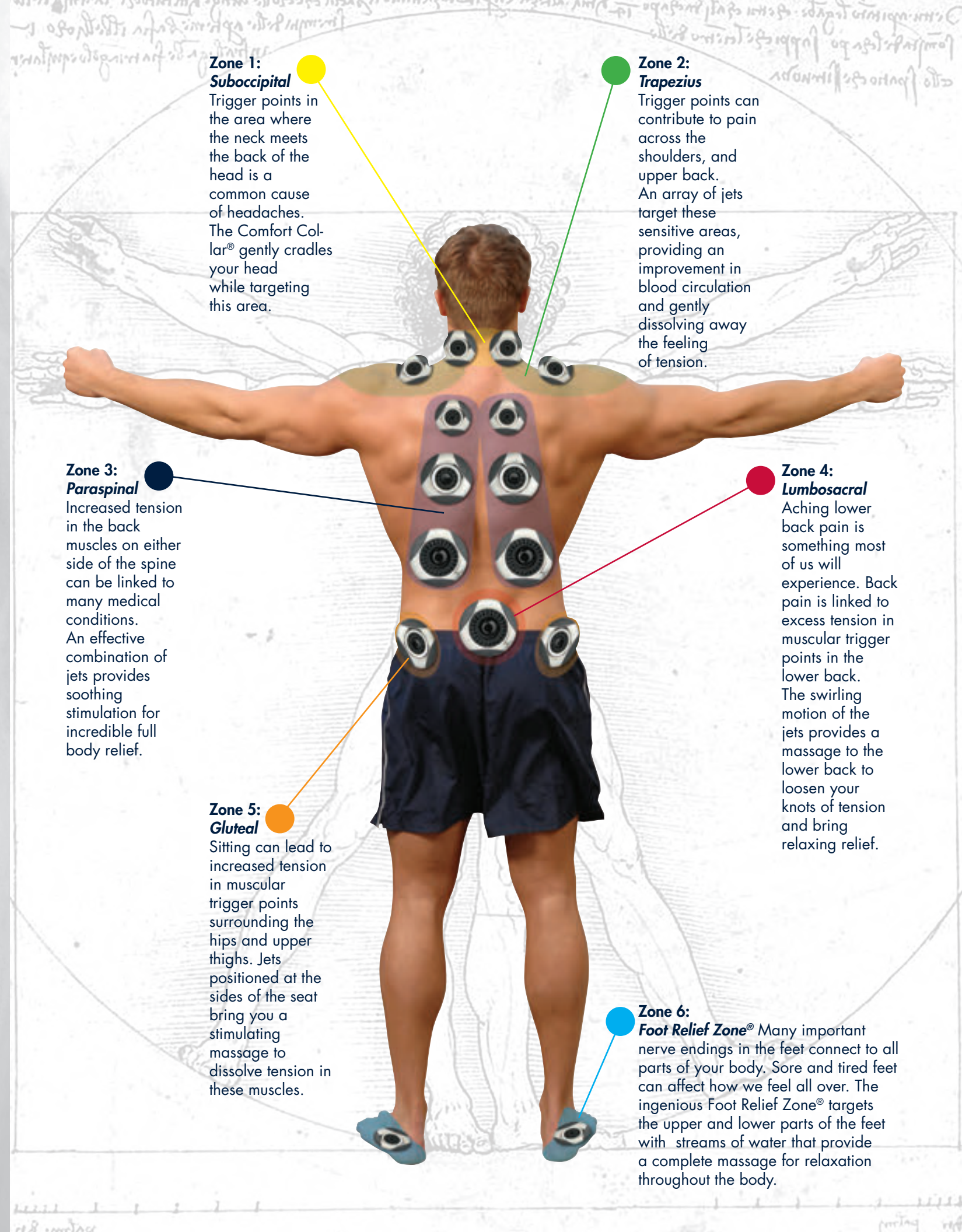


Physician Designed Zone Therapy®

Whether it's diminishing the stresses of everyday life, healing a sports injury, relieving aching joints and stiff muscles due to arthritis or simply helping you achieve a good night's sleep - your AMERICAN WHIRLPOOL® hot tub can help with Physician designed Zone Therapy®. **Zone Therapy®** utilizes strategically positioned jets to target specific pain zones that contain muscular trigger points. More jets don't necessarily mean a more effective massage. Precisely locating the correct size jet and massaging action where they are most effective is key to relieving pain and stiffness throughout the entire body. The Zone Therapy® concept has been designed by medical specialists in the fields of physical rehabilitation and massage therapy.



TheraMAAX® Jets

The proprietary TheraMAAX® Jets utilize a scientifically designed grill surrounding the nozzle of the jet. This grill reduces drag on moving parts and cohesion of the jet stream. The TheraMAAX® design maximizes performance and improves the massaging action. The three spoke stainless steel escutcheon provides a textured landing for your fingers. This natural shape and position of the landing area makes it easy to adjust the power of the jet.



Comfort Collar®

A neck massage therapy system is one of the most relaxing features in a spa. The reverse molded Comfort Collar's unique cushion supports your neck, gently cradling your head while adjustable cyclone jets massage neck and shoulder muscles. The Comfort Collar® also allows a relaxing massage above the water line, it's like having your neck massaged by a loved one. This hallmark feature is one of the reasons many have already chosen an AMERICAN WHIRLPOOL® hot tub.



X-Series Collar

The convenient X-series option replaces the Comfort Collar® and increases the seat size in the deep corner seat for physical freedom of movement and enhanced comfort for those who need it. Four strategically placed cluster jets provide a deep tissue neck massage to target pressure points, relieving tension.



Ultimate Comfort

At AMERICAN WHIRLPOOL® we know comfort. For over 40 years we have designed the worlds most comfortable hot tubs thanks to patented features like the zero gravity Performance Seat™ and Zone Therapy®. Seats are specifically molded to fit a variety of shapes and sizes so you can find the one that's right for you. Based on years of research and design across industries that create products to fit the human form, your hot tub has been engineered to scientifically balance ergonomic support, water pressure, jet position and body buoyancy. Deep immersion seating provides ultimate comfort, while armrests and Foot Relief Zones® to mold to your body.



Performance Seating™

Performance Seating™ means AMERICAN WHIRLPOOL® has the most comfortable spas in the industry. Each seat is designed to provide full body immersion with proper posture, in harmony with their respective jetting pattern, for comfort and superior jet performance. Built-in Comfort Collars® cradle your head while side bolsters hold your body in an ergonomic position. The shape and dimensions of each seat are designed to the curvature of the spine which provides correct posture, reducing stress on your lower back.


SmartTouch 2 Control

AMERICAN WHIRLPOOL's NEW intuitive SmartTouch 2 control panels are easy to read with large colorful buttons and animations allowing you to easily control the hot tub with the tap of your finger. Unlike most smart devices this control works even when wet. This combined with Powerworks® and fully electronic pumps makes it one of the most advanced hot tubs in the world.

Available on 400-900 series and PowerPool

Powerworks®

The Powerworks® heater features two durable solid state sensors that mount inside the heater manifold. These "Smart Sensors" accurately and reliably measure water temperature while monitoring critical water conditions without the possibility of failure due to mechanical switch malfunction.



Fully Electronic 56 Frame Pump

AMERICAN WHIRLPOOL® hot tubs utilize Direct Drive 56 frame pumps. These are larger, and more powerful than the 48 frame motors found in most spas. Direct Drive technology eliminates mechanical switches allowing the pumps to run for a longer and more energy efficient life.



Status Indicator Light

With your new AMERICAN WHIRLPOOL® hot tub you now have the ability to check the status of your hot tub without even lifting the cover. Check the status of your hot tub in just a glance with the status indicator light. Varied colors indicate anything from normal status to service is required.



Wifi Connectivity

AMERICAN WHIRLPOOL® hot tubs now put your spa's controls in the palm of your hand. Simply download the free app, sync to your home's WiFi system and enjoy complete control. Preset temperature, set filter cycles to save money, or get it ready from the comfort of your home before heading out to enjoy a relaxing spa experience.



Bluetooth Music

State of the art bluetooth technology puts the music at your fingertips. Enjoy your favorite artists and playlists anytime with this easy to use stereo system. Simply sync any bluetooth compatible device and as you slip into the soothing waters enjoy your favorite artists.

Two fully integrated speakers provide crisp clear fidelity for your listening enjoyment.

When you choose the AMERICAN WHIRLPOOL® Sound System, sound will resonate through the water from the powerful subwoofer, which is integrated directly into your spa's structure. The technology allows you to not only hear, but also feel your music.



Subwoofer



Crystal Clear Water

Perfect moments deserve perfect, crystal clear water. The water maintenance of your spa is made easy by the exclusive features of AMERICAN WHIRLPOOL's complete 4 step cleaning system and dual sanitization.



4 Step Filtration System

1. **Weir Door** - Breaks the water surface tension and traps debris.
2. **First Filter** - Removes oil and ultra fine particulates up to 10 microns.
3. **Basket** - Captures debris before filtering for easy removal.
4. **Spa Filter** - Oversized filter permits the high flow 1000gpm intake of water to be cleaned and returned into the spa.

CleanZone™ Ultra

The CleanZone® Ultra dual sanitization system uses the power of UVC light and ozone, the same technology utilized in many communities around the world to purify drinking water. CleanZone® Ultra kills 99.9% of micro-organisms, bacteria, viruses and parasites. This system is the perfect blend of hygiene, purity and technology.



CleanZone™

The CleanZone™ water purification system will automatically maintain healthy, crystal clear water while greatly reducing chemical maintenance. CleanZone™ is a cartridge oxidizer that generates oxygen and cleans your spa water.


Appliance Grade™

The steel structure and Northern Exposure® Insulation in AMERICAN WHIRLPOOL® hot tubs allow for complete service of the entire structure and all mechanical parts. Essentially the spa can be serviced and brought back to factory specifications right in your backyard for the lifetime you own it. This is called "Appliance Grade™", since the hot tub is built to the same service and safety standards as many other major home appliances.



Steel Sub-Structure

The Steel Sub-Structure used in AMERICAN WHIRLPOOL® hot tubs has the highest strength to weight ratio of any building material available. The steel frame provides greater structural integrity than wood, as well as superior corrosion protection for a much longer life. Unlike wood, steel is dimensionally stable. It will not expand or contract with moisture, which over time can damage the spa's exterior. Sturdy and built to last, the inorganic properties will never rot, warp, split or crack and eliminate worries of animal infestation or termite damage. Stronger, more durable, and ideal for the environment - it's the obvious choice for a lifetime of worry-free fun.




Lifetime Steel Structure Warranty

The steel frame is the backbone and support for the entire spa. The steel structure of your AMERICAN WHIRLPOOL® hot tub carries a lifetime warranty. This means for the lifetime of your ownership you can feel secure knowing any component of the structural frame will be replaced or fixed to factory specifications should it become damaged in the operation of the spa.




ABS Sealed Base

The ABS Sealed Base is an integral part of the support structure in an AMERICAN WHIRLPOOL® hot tub. Its one-piece construction provides a rugged foundation that seals the bottom of the spa, locking in heat and sealing out moisture.



Service

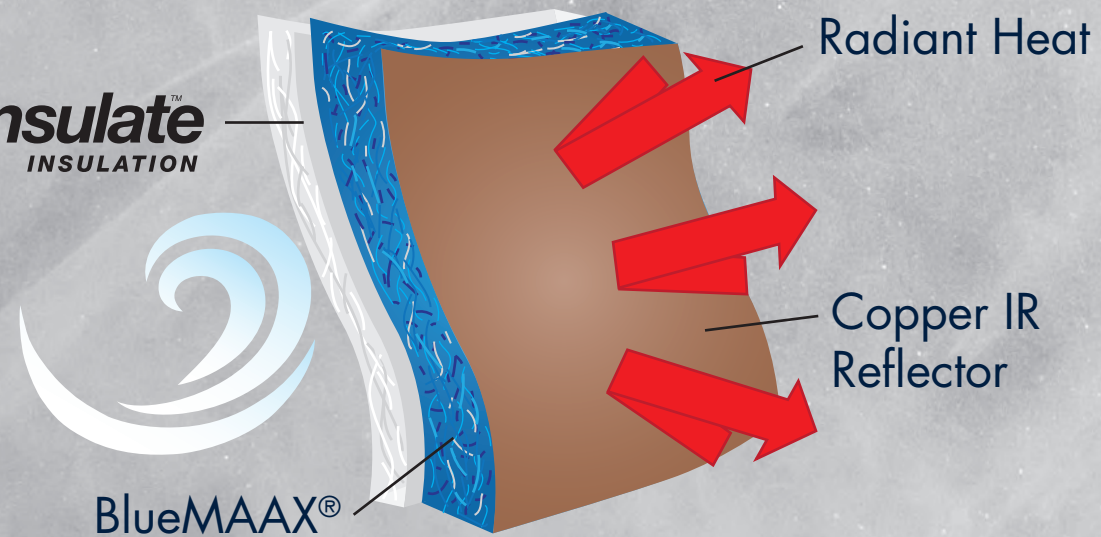
Conventional foam-filled hot tubs are extremely hard to service and are often damaged in the process. It is very costly to bring these back to factory specifications.






Northern Exposure® is the ultimate hot tub insulation system. This patent pending thermal barrier technology recycles heat energy for more efficient heating and lower energy costs. All four sides of the spa, plus the floor and cover are lined with reflective copper material to reflect radiant heat energy generated from the pumps back into the spa. Heat is absorbed back into the plumbing, helping raise and maintain water temperature. Finally the entire exterior of the hot tub is wrapped in 3M Thinsulate™ Insulation, the same incredible material utilized in winter clothing. This three layer patent pending system ensures energy created by the spa stays in the spa.

3M
Thinsulate™
INSULATION




BlueMAAX®

The Northern Exposure® Insulation System features our eco-friendly BlueMAAX® insulation. Made from recycled natural fiber, it is approved by the U.S. Green Building Council. The insulation contains no chemical irritants, is treated with a borate based solution to prevent mold/mildew growth, pest infestation, and acts as a fire retardant. BlueMAAX® replaces the urethane foam in “foam filled” hot tubs. [Foam filling produces volatile organic compounds (VOC's) which are harmful to the environment.]



Ultra Quiet

The same insulation that makes an AMERICAN WHIRLPOOL® hot tub energy efficient also aids in it's ultra quiet operation. Sound energy is trapped and deadened inside the hot tub by the insulation sound barrier. Quiet operation is essential to ensure a peaceful relaxing experience throughout the entire backyard.



Insulating Cover

AMERICAN WHIRLPOOL's premium grade insulating covers contain a unique copper lining, removable heat sealing pillows to vent excess heat off in the summer and a tailored fit to keep the heat in when cooler. The cover also acts as an important safety barrier to the spa.



Lifetime Insulation Warranty

The insulation system in your new AMERICAN WHIRLPOOL® hot tub is warranted to maintain the same insulation value as it had at the time it was manufactured. The high R value, Appliance Grade™ construction will allow a technician to service the entire spa and bring it back to factory specifications at home.

Set The Mood

Your AMERICAN WHIRLPOOL® hot tub is available with a beautiful variety of water and light features. From the aurora cascade water fountains to the Chromotherapy underwater lighting system, everything you need for the perfect scene is available with the touch of a button. Set the color for the perfect mood or turn on the soothing water features to help you drift off and forget the stress of the day.



Illuminated Ergonomic Massage Controller

The Ergonomic Massage Controller is illuminated to work in harmony with the other lighting options. It provides an ergonomic grip for easy adjustment of the jet pressure.



Illuminated Drink Holders

The illuminated drink holders turn into a visual piece of art that makes any evening special.



Continuous Cast Acrylic

Every AMERICAN WHIRLPOOL™ hot tub has an attractive interior finish made from continuous cast acrylic. This is superior to Ethylene “soft plastic” surfaces. The hard, non-porous surface resists stains, fading, scratches and chemical abuse. With the look of granite, pearl or metal, the extremely rugged and durable finish offers beauty and peace of mind.

DuraMAAX® Siding

DuraMAAX® is a state of the art wood-alternative material that has the look and feel of natural wood, without the maintenance. This material is impact resistant, impervious to weather or insect damage and will never splinter, crack or rot. The attractive exterior locks in heat and seals out cold air providing a beautiful look and feel.




Acrylic Colors 400-900 Series


Glacier Mountain




Silver Marble



Midnight Canyon




Gypsum




Storm Clouds




Tuscan Sun



Pacific Rim




Sahara




Cabinet Colors 400-900 Series

Resort Gray



Modern Mocha



Pecan Ridge

